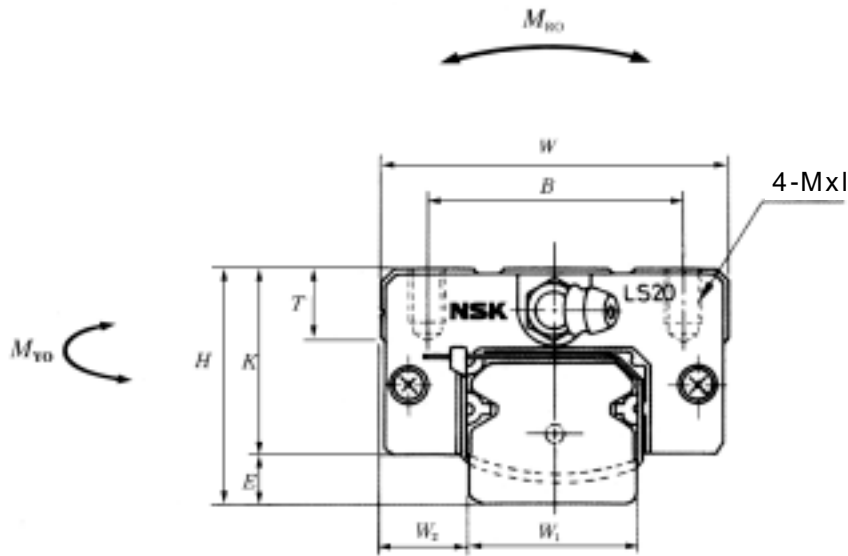


# LS Series Ball Slide Dimension Table

## Square Type

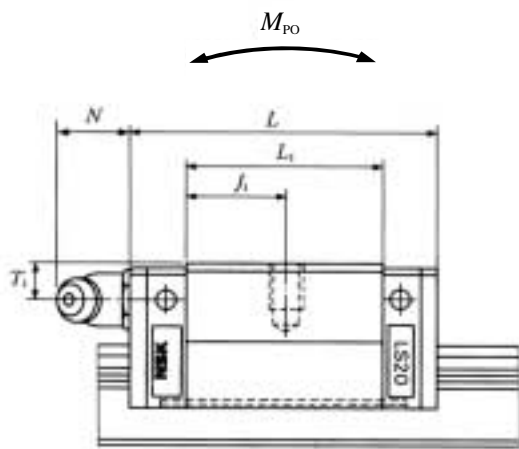
- LAS-CL (Z) : Standard Steel
- LAS-AL (Z) :
- LAS-CLS (Z) : Stainless Steel
- LAS-ALS (Z) :

Note: Consult NSK for price and delivery on stainless steel.

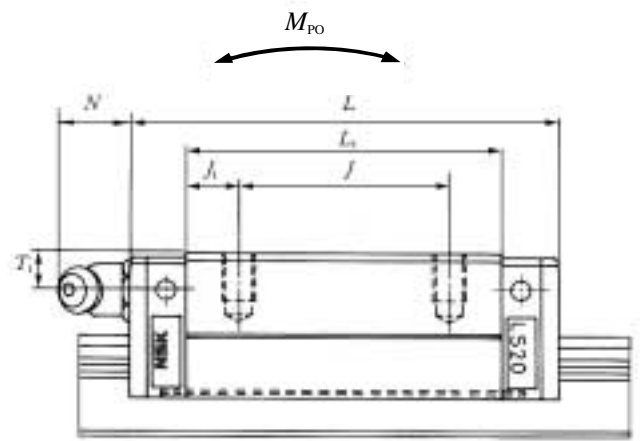


Model No.	Ass'y Dimensions			Ball Slide Dimensions								
	H	E	W <sub>2</sub>	W	B	L	L <sub>1</sub>	J	J <sub>1</sub>	K	T	M x l
LAS15 CL/CLZ LAS15 AL/ALZ	24	4.6	9.5	34	26	40.4 56.8	23.6 40	— 26	11.8 7	19.4	10	M 4 x 6
LAS20 CL/CLZ LAS20 AL/ALZ	28	6	11	42	32	47.2 65.2	30 48	— 32	15 8	22	12	M 5 x 7
LAS25 CL/CLZ LAS25 AL/ALZ	33	7	12.5	48	35	59.6 81.6	38 60	— 35	19 12.5	26	12	M 6 x 9
LAS30 CL/CLZ LAS30 AL/ALZ	42	9	16	60	40	67.4 96.4	42 71	— 40	21 15.5	33	13	M 8 x 12
LAS35 CL/CLZ LAS35 AL/ALZ	48	10.5	18	70	50	77 108	49 80	— 50	24.5 15	37.5	14	M 8 x 12

Note: W<sub>1</sub> rail dimensions are on Page 20.



LAS-CL/CLZ



LAS-AL/ALZ

Unit : mm

Grease Fitting			Basic Load Ratings					Weight (kgf)	Model No.
Mounting Hole Thread Spec.	$T_1$	$N$	Dynamic $C$ (kgf)	Static $C_0$ (kgf)	Static Moment (kgf·m)				
					$M_{RO}$	$M_{PO}$	$M_{YO}$		
Ø3 (Thru Hole)	6	3	465	845	4	2	2	0.14	LAS15 CL/CLZ LAS15 AL/ALZ
			685	1270	7	5	5	0.20	
M6x0.75	5.5	11	670	1240	9	4	4	0.19	LAS20 CL/CLZ LAS20 AL/ALZ
			910	1780	13	9	9	0.28	
M6x0.75	7	11	1080	1900	14	7	7	0.34	LAS25 CL/CLZ LAS25 AL/ALZ
			1470	2970	25	21	20	0.51	
M6x0.75	8	11	1620	2700	25	11	11	0.58	LAS30 CL/CLZ LAS30 AL/ALZ
			2390	4400	48	36	36	0.85	
M6x0.75	8.5	11	2250	3650	42	18	18	0.86	LAS35 CL/CLZ LAS35 AL/ALZ
			3320	5940	79	58	57	1.25	